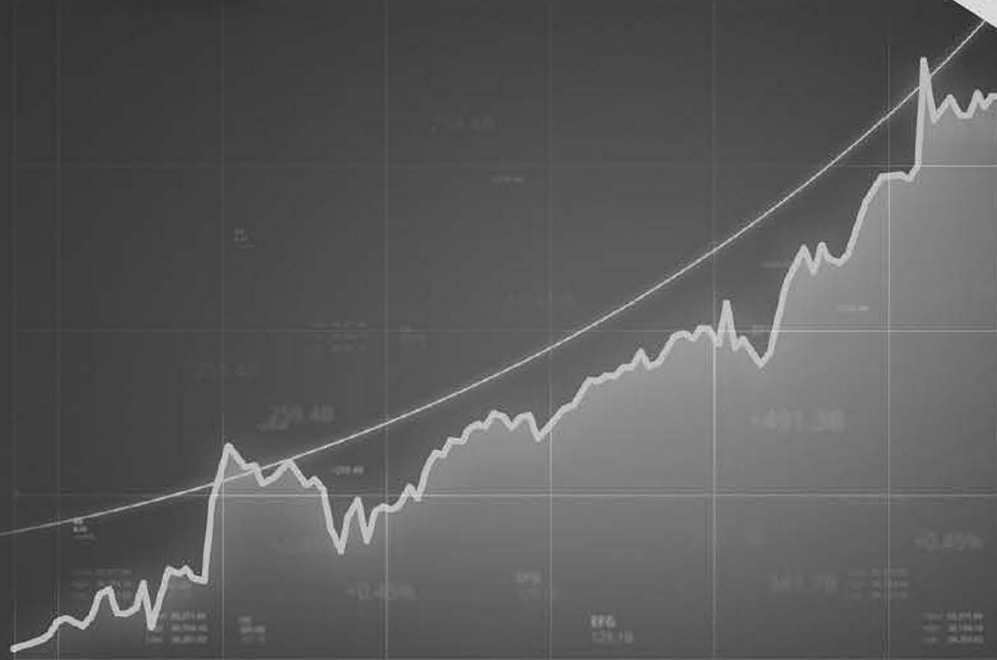




**AFE**  
ARAB FEDERATION  
OF EXCHANGES



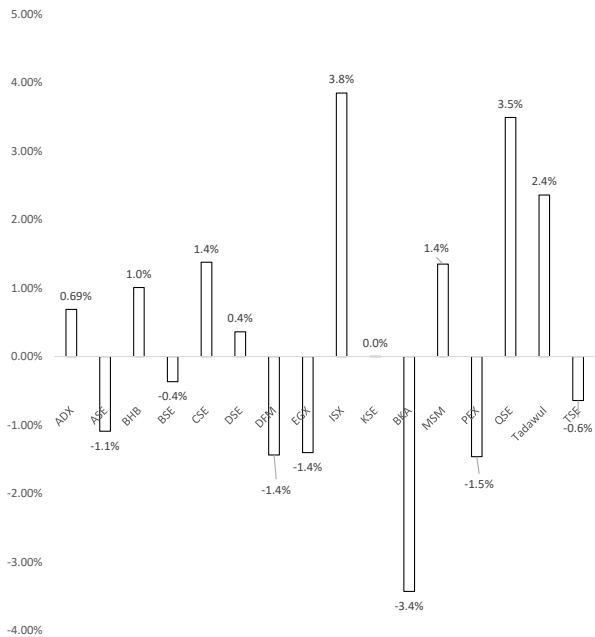


**AFE**  
ARAB FEDERATION  
OF EXCHANGES

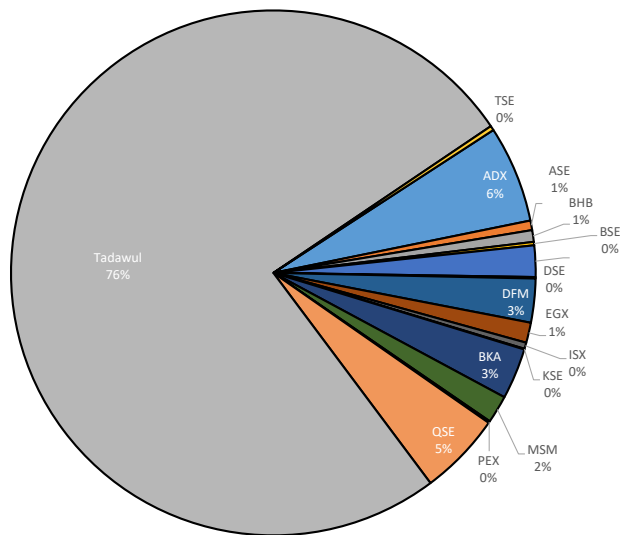
July, 2020

Exchange	Index	Close	Index				Market Cap End of July		Market Cap End of June		% Change	
			Previous	% Change	YTD Change	MTD Change	Total Value of Shares Traded (USD)	Total Volume	Local Currency	USD		USD
ADX	ADI	4,304.74	4,324.33	-0.45%	-15.19%	0.69%	720,041,846	1,306,657,660	646,491,506,582	176,035,808,464	134,669,303,284	30.72%
ASE	ASE	1,581.82	1,571.44	0.66%	-12.86%	-1.1%	143,156,336	115,839,333	12,329,753,390	17,390,343,286	17,628,126,501	-1.35%
BHB	BASI	1,290.57	1,289.17	0.11%	-19.85%	1.0%	32,683,960	109,513,193	8,008,759,383	21,243,393,589	21,030,140,200	1.01%
BSE	BLOM index	597.26	595.36	0.32%	-23.97%	-0.4%	29,362,947	2,315,343	6,202,187,341	6,202,187,341	6,355,630,311	-2.41%
CSE	MASI	10,228.27	10,237.41	-0.09%	-15.97%	1.4%	991,288,595	1,366,368,779	529,634,695,238	56,904,931,646	53,953,949,612	5.47%
DSE	DWX	7,636.42	7,451.27	2.48%	30.84%	0.4%	4,334,997	2,320,480	1,352,291,836,875	2,641,971,463	2,680,698,848	-1.44%
DFM	DFMGI	2,050.77	2,065.30	-0.70%	-25.83%	-1.4%	1,235,757,400	5,347,418,291	292,610,236,503	79,676,034,446	79,799,663,294	-0.15%
EGX	EGX30	10,599.46	10,568.84	0.29%	-24.08%	-1.4%	2,502,398,273	8,317,883,670	585,457,296,454	36,655,933,848	36,531,728,128	0.34%
ISX	ISX60	451.99	443.90	1.82%	-8.46%	3.8%	7,251,199	16,093,745,522	13,581,617,372,647	11,318,014,477	11,375,120,833	-0.50%
KSE	KSE30	17,150.23	17,150.23	0.00%	7.43%	0.0%	385,494	93,349,799	67,828,458,563	1,226,230,896	1,226,230,896	0.00%
BKA	BKA	4,968.23	5,018.37	-1.00%	-20.92%	-3.4%	1,730,130,346	2,572,746,998	28,310,672,269	92,644,615,614	94,963,905,957	-2.44%
MSM	MSM30	3,568.10	3,558.31	0.28%	-10.38%	1.4%	78,370,414	190,794,532	19,389,890,000	50,428,842,653	47,908,972,694	5.26%
PEX	Alquds	460.86	460.64	0.05%	-12.38%	-1.5%	16,710,325	7,737,899	3,386,001,944	3,386,001,944	3,437,087,683	-1.49%
QSE	QE	9,368.17	9,371.75	-0.04%	-10.14%	3.5%	3,007,701,652	6,048,072,927	547,678,884,324	150,461,231,957	142,865,632,556	5.32%
Tadawul	TASI	7,459.21	7,455.74	0.05%	-11.09%	2.4%	29,704,778,821	5,674,044,645	8,380,486,770,000	2,234,796,472,000	2,218,998,340,717	0.71%
TSE	TUNINDEX	6,584.33	6,579.47	0.07%	-7.55%	-0.6%	52,127,778	20,000,000	22,241,760,000	8,150,430,516	7,674,884,726	6.20%
<b>Total (Million USD)</b>									<b>2,949,162.44</b>	<b>2,881,099.42</b>	<b>2.36%</b>	

**INDEX Monthly Change**



**Total AFE Market Cap**





**AFE**  
ARAB FEDERATION  
OF EXCHANGES

