



**AFCM**  
ARAB FEDERATION OF  
CAPITAL MARKETS

**TRADEPEDIA**  
BY AVRAMIS DESPOTIS

# Technical Analysis

## Strategies with Advanced Technical Indicators

Date: 24-25-26 February, 2025  
9:00 AM - 12:00 PM

### Course Fees

500\$ (AFCM Members)

600\$ (Non Members)





**AFCM**  
ARAB FEDERATION OF  
CAPITAL MARKETS


**TRADEPEDIA**  
BY AVRAMIS DESPOTIS

# Key Focus of the Workshop

This 3-day workshop is hands-on and practical, ensuring you implement each strategy in real-time market conditions. From manual analysis to automation, you will acquire skills that transition seamlessly into your daily trading routine, culminating in lifetime access to Tradedepedia's advanced tools.

## Workshop Structure

- 3 days
- 4 hrs sessions





**AFCM**  
ARAB FEDERATION OF  
CAPITAL MARKETS

**TRADEPEDIA**  
BY AVRAMIS DESPOTIS

# Course instructor

## Habib Akiki

Habib Akiki is the Senior Market Strategist at Tradeopedia LLC and Head of its Training and Research Division. With over 15 years of experience in global financial markets, he holds a Bachelor's in Banking & Finance, a Master's in Financial Management from SDA Bocconi, and the CFTell Diploma from IFTA.

Specializing in risk management and market analysis, he empowers traders with proven strategies and manages investment portfolios successfully. As Tradeopedia's media spokesperson, his market insights are featured on outlets like CNBC Arabia, Sky News Arabia, and Bloomberg Asharq.





# Agenda

## Day One

- **General Title of the Topics:**

- Mastering Trend Indicators: From Theory to Real-Time Application

- **Subject Line for mailer:**


- Can Trend Indicators Revolutionize Your Trading?

- **Description:**

- Day 1 sets the foundation for your journey into advanced trading strategies. You will delve into the mechanics of trend indicators such as moving averages, MACD, Ichimoku Cloud, and ADX. Learn how to identify market trends, pinpoint price destinations, and detect key levels of support and resistance. This session emphasizes practical implementation, guiding you through real-time chart analysis and exercises to understand the indicators' behavior in dynamic market conditions. By combining these trend tools, you'll craft actionable trading strategies designed for live markets.

- **Learning Outcomes:**

By the end of this day, you will be able to:

- Use moving averages to determine trend direction and locate support/resistance levels.
  - Analyze MACD for momentum and trend shift detection.
  - Implement Ichimoku Cloud to validate trends and ADX to identify non-trending markets.
  - Create actionable trading strategies using a blend of trend indicators.
- 



# Agenda

## Day Two

- **General Title of the Topics:**

- Momentum Oscillators in Action: Advanced Tactics for Real-Time Market Decisions

- **Subject Line for mailer:**

- Unleash the Power of Momentum Oscillators in Real-Time Trading!

- **Description:**

- Momentum oscillators are essential tools for understanding price behavior. On Day 2, you will focus on interpreting and applying oscillators such as RSI, IMI, Stochastic, MACD, ROC, and more in live markets. Through practical, hands-on sessions, you will identify overbought and oversold conditions, detect divergences as early reversal signals, and integrate momentum insights into your trading strategies. Real-time examples will ensure you gain the confidence to utilize oscillators effectively in your trades.

- **Learning Outcomes:**

By the end of this day, you will be able to:

- Interpret various momentum oscillators for real-time market insights.
- Recognize overbought and oversold conditions to anticipate reversals.
- Identify leading signals through divergence analysis.
- Integrate momentum indicators into robust trading strategies..





**AFCM**  
ARAB FEDERATION OF  
CAPITAL MARKETS

**TRADEPEDIA**  
BY AVRAMIS DESPOTIS

# Agenda

## Day Three

- **General Title of the Topics:**

- Synergistic Analysis & Automation: Streamlining Strategies with Real-Time Tools.

- **Subject Line for mailer:**


- Transform Your Trading with Avramis Analyser: Automated Success!

- **Description:**

- The final day merges theory with cutting-edge automation. You will learn how to synergize trend indicators and oscillators to analyze market conditions effectively. Practical trading sessions will help you identify the main trend direction, gauge momentum to determine the current move trajectory, and analyze momentum extremes to spot overbought/oversold conditions. Finally, you will gain access to the Avramis Analyser, Tradeopedia's automated trading tool. This session focuses on integrating the Analyser into your workflow, enabling you create and automate your own trading strategies, scan multiple securities in seconds, and identify high-probability setups.

- **Learning Outcomes:**

By the end of this day, you will be able to:

- Combine trend indicators and oscillators for comprehensive market analysis.
  - Utilize the Avramis Analyser to automate your trading strategies.
  - Conduct market analysis in real-time with minimal effort.
  - Identify profitable trades with precise entry and exit levels using the Analyser.
- 



**AFCM**  
ARAB FEDERATION OF  
CAPITAL MARKETS

**TRADEPEDIA**  
BY AVRAMIS DESPOTIS

# Contact

Contact Us For more inquiries or require assistance with cancellation or transfer:

Elias Geagea – Training Solutions Expert

✉ [elias.geagea@arab-exchanges.org](mailto:elias.geagea@arab-exchanges.org)

☎ Office: (961) 5 951 664

Mobile: (961) 3 107 423